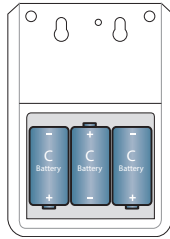


1 Install Batteries into the Monitor

Insert three new, C batteries into the monitor.

(An optional AC adapter is available)



Install Batteries in Sensor(s)

Refer to user instructions for detailed information



Nurse Call Button



Motion Sensor



Wireless Adapter for Standard Monitors

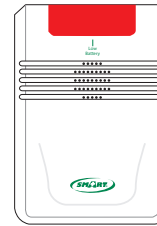

2 Program Components to the 433-EC Monitor

ENTER PROGRAMMING: Use a pen or a pointed tool to press and hold the "Program" button on the back of the monitor, located on the LEFT, under "Program". Release when the outer two LED lights on front are all solid. The Economy CordLess® Monitor is now in programming mode.

433-NC or 433-RB: press and release the Call/Reset button. The outer two LED lights on the 433-EC will flash once to confirm programming. **Maximum Range: 300 feet. Read Important Information on back panel of this document.**

433-MS: Turn the motion sensor on. The outer two LED lights on the 433-EC will flash once to confirm programming. **Maximum Range: 300 Feet. Read Important Information on back panel of this document.**

433-EXT: Touch the two parts of the Exit Monitor together. The outer two LED lights on the 433-EC will flash once to confirm programming. **Maximum Range: 250 feet. Read Important Information on back panel of this document.**



CordLess® Sensor Pads: The transmitter must already be connected to a sensor pad and turned on. Place pressure on the sensor pad. The outer two LED lights on the 433-EC will flash once to confirm programming. Release pressure from pad. **Maximum Range: 150 Feet. Read Important Information on back panel of this document.**

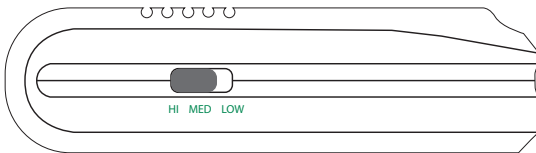


433-NCA: Adapts Smart monitors to wireless operation. Plug the 433-NCA into the nurse call port on the side of the monitor before placing the 433-EC in programming mode. Once the 433-EC is ready, trigger your monitor through it's connected device (i.e. floor mat, sensor pad, or seatbelt). The outer LED lights on the 433-EC will flash once to confirm programming. The 2100 Series monitors (TL-2100E, TL-2100CP, TL-2100S and TL-2100V) require a 433-NCA Wireless Adapter (must be purchased separately) in order to communicate with the 433-EC. **Maximum Range: 250 Feet. Read Important Information on back panel of this document.**

EXIT PROGRAMMING: once the programming is complete, press and release the program button on the back of 433-EC. The outer two LED lights will blink once to confirm exiting programming mode.

3 Select the Alert Tone Volume

Select desired volume setting on side of monitor.



IMPORTANT:

The 433-EC alert chime will sound continuously when triggered by a component until the 433-EC is reset by turning it off and on again.

If the 433-EC is being used with a CordLess® Sensor Pad, The chime will sound continuously when pressure is released from the pad. The 433-EC can be reset by turning it off and on again or by placing pressure back on the CordLess® pad.

4 Test the System

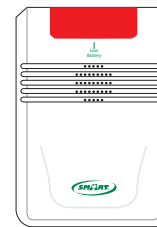
Test all components before use. The outer LED light will flash and the chime tone will sound on the 433-EC to indicate when the alert has been triggered.

TO CLEAR ALL PROGRAMMING

Press and hold the "Program" button until the LED lights on the front are blinking. Release. Programming is now cleared.

✓ **TIP: when using the 433-EC Economy CordLess® Monitor with a 433-CMU Central Monitoring Unit and 433-RB Reset Switch:**

Smart Caregiver recommends that the caregiver program the 433-RB to only the 433-EC, not the 433-CMU. This enables the caregiver to reset the 433-EC for noise abatement reasons, while retaining the call at the Central Monitoring Unit for safety purposes. Once the patient has been attended, the caregiver can reset the call at the Central Monitoring Unit.




433-EC: Center LED light flashes when battery is low.

The 2 outer lights flash when alert is triggered

5 Mounting the Monitor


The 433-EC may be mounted on a wall for optimum placement. Install the included screws aligned with the recessed mounting holes on the back of the unit.




Mounting Holes

The 433-EC Monitor may be placed up to 150 feet from the pad. Mounting hardware is included for bed or wall mounting.

Note: Other mounting options are available. Call 800-650-3637 for more information.



Tested and approved
to IEC 60601-1-2
Medical Devices
General



- Works with Multiple Sensor Devices
- Adjustable Volume
- On/Off Switch

433-EC Economy Cordless Fall/Mobility Monitor

Installation and Use Instructions

433-EC CordLess® Fall/Mobility Monitor

IMPORTANT INFORMATION: 433-EC CordLess® Monitor relies on wireless technology which is subject to physical and environmental considerations. These products do not have an out of range function and as such should be tested periodically in the setting in which they are to be used to understand their area of effective operation. Please be aware that the transmitter will not be 100% accurate if it is out of range at anytime. It is the end-user's responsibility to make sure that the product is used correctly and within range of each other. Wireless systems and monitors are intended as an adjunct to good caregiving practices and are not a substitute for proper staffing and patient management practices. We recommend that all personnel receive periodic training in the operation of these systems and that the systems are tested before each use. It is important to read and follow the directions.

WARNING: Failure to comply with the warning may result in injury or death. This device is not suitable for all individuals. Other devices may be required. This device is not a substitute for visual monitoring by a caregiver. The manufacturer does not claim that this device will stop elopement and/or stop falls. This device is designed to augment caregivers' comprehensive resident mobility management program. **Test this device before each use. Read the instructions and Legal Disclaimer.**

The Smart Caregiver Corporation 433-EC is designed to be installed by the end user. As such, it is the entire responsibility of the buyer to insure that the system is properly installed and tested. Further, the system is not designed to replace good caregiving practices including, but not limited to:

- A.) Direct patient supervision B.) Adequate training for staff personnel for elopement and fall prevention C.) Testing of the system before each use**

WHERE PERMISSIBLE, IT IS THE SELLER'S INTENT TO LIMIT ANY LIABILITY FOR SPECIAL, CONSEQUENTIAL OR INCIDENTAL ECONOMIC DAMAGES TO REFUND OF THE PURCHASE PRICE OR REPLACEMENT OF THE GOODS. SELLER DISCLAIMS ANY LIABILITY FOR COMPENSATORY OR OTHER DAMAGES ARISING OUT OF THE USE OF THE GOODS.

WARNING: The manufacturer does not claim that this device will stop elopement and/or stop falls. This device is designed to augment caregivers' comprehensive resident mobility management program. This product is to be used by a licensed caregiver only.

Limited Warranty: Seller warrants that the goods sold will be free from defects of workmanship and manufacturing, for a period of one year from the date of sale. Other than this limited warranty, seller makes no express or implied warranties. Except for this limited warranty, NO EXPRESS OR IMPLIED WARRANTIES ARE GIVEN AND NO AFFIRMATION OF SELLER, BY WORDS OR ACTION, WILL CONSTITUTE A WARRANTY. THE GOODS BEING PURCHASED ARE BEING SOLD ON A "WITH ALL FAULTS" BASIS. THE ENTIRE RISK AS TO THE QUALITY AND PERFORMANCE OF THE GOODS IS WITH THE BUYER. SHOULD THE GOODS PROVE DEFECTIVE FOLLOWING THEIR PURCHASE, THE BUYER, AND NOT THE MANUFACTURER, DISTRIBUTOR OR RETAILER, ASSUMES THE ENTIRE COST OF ALL NECESSARY INSTALLATION, SERVICING OR REPAIRS.

433-EC CordLess® Fall/Mobility Monitor



Also works with:



Nurse Call
Button



Motion
Sensor



CordLess®
Floor Mats



Wireless Adapter for
Standard Monitors

About The 433-EC CordLess® Fall/Mobility Monitor:

The Smart 433-EC Economy CordLess® Monitor is a wireless, wall mounted monitor that can receive a signal from numerous wireless components (sold separately) such as motion sensors, fall monitors, bed and chair sensor pads, floor mats and nurse call buttons.*

433-EC CONTENTS:

- 433-EC Economy CordLess® Monitor
- 2 Mounting Screws

433-EC OPTIONAL ACCESSORIES:

- 433-NCA Monitor Adaptor
- 433-NC Nurse Call Button
- 433-RB Reset Switch
- 433-MS Motion Sensor
- CordLess® bed and chair sensor pads
- CordLess® Floor Mats
- AC Adapter (AC-04)

*Some devices may require a wireless transmitter sold separately.

IMPORTANT INFORMATION: Smart CordLess® products utilize wireless technology which is subject to physical and environmental considerations. THESE PRODUCTS MUST BE TESTED BY THE END USER BEFORE EACH USE IN THE SETTING IN WHICH THEY ARE TO BE USED. Please be aware that the transmitter will not be 100% accurate if it is out of range at any time. Wireless systems and monitors are intended as an adjunct to good caregiving practices and are not a substitute for proper staffing and patient management practices. We recommend that all personnel receive periodic training in the operation of these systems and that the systems are tested before each use.



SMART CAREGIVER CORPORATION

1229 North McDowell Blvd., Petaluma, CA. 94954 | Tel: 800-650-3637
sales@smartcaregiver.com | www.smartcaregiver.com

Need Set-up Help? (800) 650-3637